

# Jefferson County, NY COVID-19 Monthly Index

## September 2022

### Vaccinations in Jefferson County, NY\*

People Vaccinated through <u>9/30/2022</u> -	At Least One Dose	Fully Vaccinated
Total	98,140	83,089
% of Total Population	89.4%	75.6%
Population $\geq$ 5 Years of Age	97,890	83,001
% of Population $\geq$ 5 Years of Age	95.0%	82.0%
People First Booster Vaccinated through <u>9/30/2022</u>		42,044
% of Fully Vaccinated Population with a First Booster Dose		50.6%

Source: U.S. Centers for Disease Control.

\*Children age 6 months – 5 years became approved to receive vaccine 6/18/2022. Data is pending from the CDC.

### Testing Data:

Total Reported Positive through 9/30/2022: 30,030

Source: Jefferson County Public Health Service.

Positive Case Rate per 100,000 population – 203.03

Source: U.S. Centers for Disease Control.

### Jefferson County, NY COVID-19 Community Level: **HIGH**

Source: U.S. Centers for Disease Control.

COVID-19 Community Level is a new rating based on new COVID-19 cases per 100,000 population (7-day total), new COVID-19 hospital admissions per 100,000 population (7-day total), and percent of hospital inpatient beds occupied by COVID-19 patients (7-day average).

### Wastewater Results:

SARS-CoV-2 City of Watertown, Wastewater Testing Result, as of 9/29/2022: **HIGH**

SARS-CoV-2 Village of Carthage/West Carthage, Wastewater Testing Result, as of 9/29/2022: **HIGH**

SARS-CoV-2 Thousand Islands Central School District, Wastewater Testing Result, as of 9/29/2022: **HIGH**

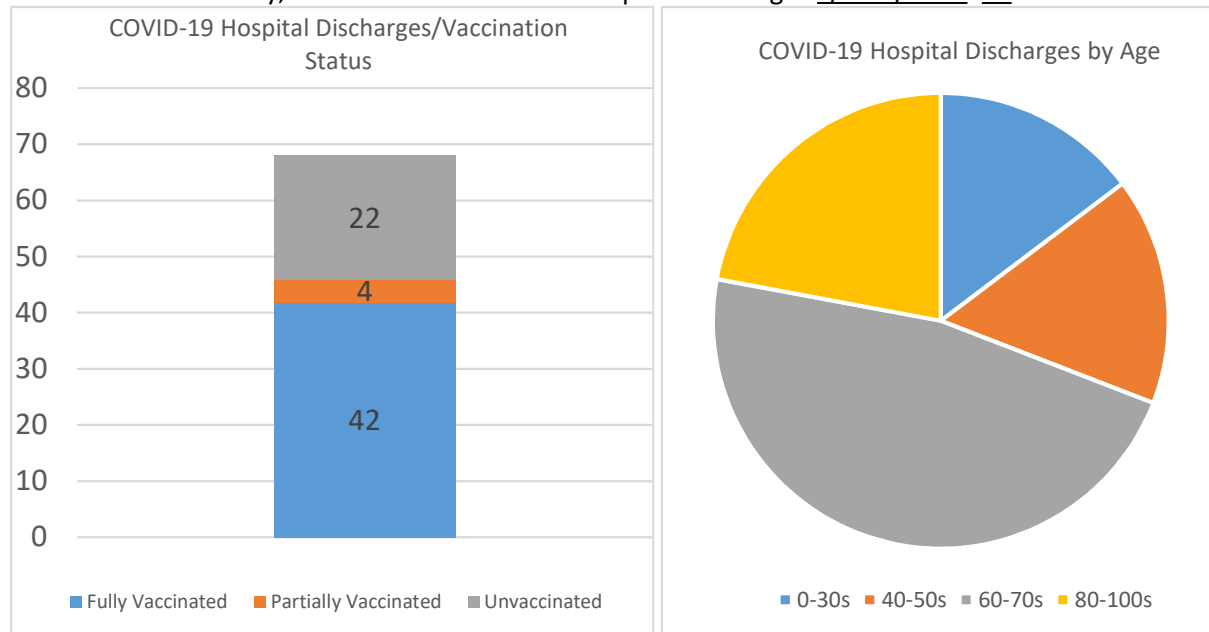
**HIGH** = COVID-19 quantifiable indicating active transmission with remediation needed immediately.

**LOW** = COVID-19 detected but not quantifiable indicating early/latent infection or a potential outbreak depending on the size of the sewer shed.

Source: Quadrant Viral Testing, LLC.

### Hospital Discharges, September 2022:

Total Jefferson County, NY Residents COVID-19 Hospital Discharges 9/1-30/2022: **68**



Source: Jefferson County Public Health Service; hospital facilities.

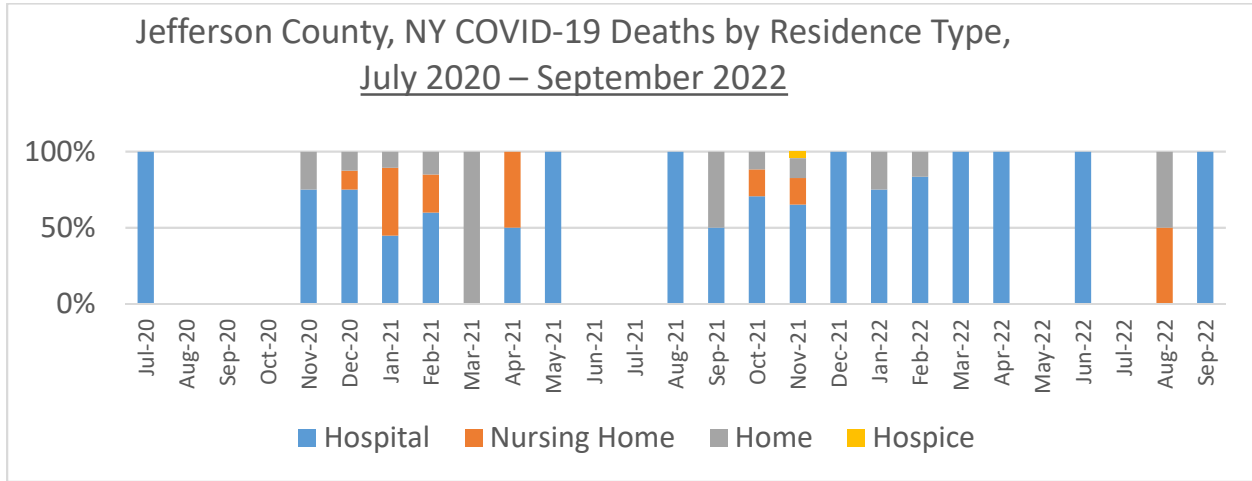
# Jefferson County, NY COVID-19 Monthly Index

## September 2022

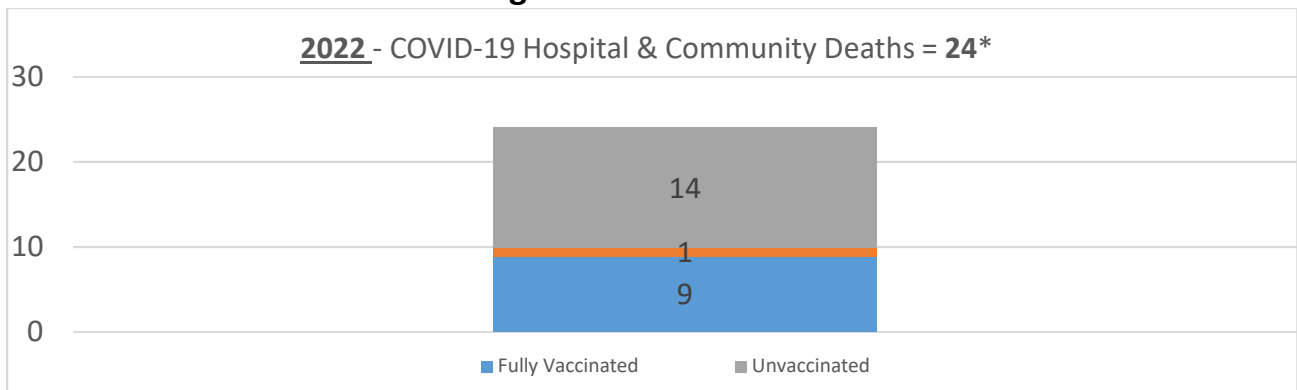
### Deaths:

Total Jefferson County, NY Residents COVID-19 Deaths as of 9/30/2022: **169**

July 2020 – 1; August 2020 – 0; September 2020 – 0; October 2020 – 0; November 2020 – 4;  
 December 2020 – 8; January 2021 – 48; February 2021 – 20; March 2021 – 1; April 2021 – 2;  
 May 2021 – 3; June 2021 – 0; July 2021 – 0; August 2021 – 2; September 2021 – 2; October 2021 – 18;  
 November 2021 – 24; December 2021 – 12; January 2022 – 8; February 2022 – 6; March 2022 – 4;  
 April 2022 – 2; May 2022 – 0; June 2022 – 1; July 2022 – 0; August 2022 – 2; **September 2022 - 1.**



<b>Total Male:</b>	<b>89</b>	<b>Age 30s:</b>	<b>6</b>	<b>Youngest:</b>	<b>30</b>
<b>Total Female:</b>	<b>80</b>	<b>Age 40s:</b>	<b>3</b>	<b>Oldest:</b>	<b>104</b>
<b>TOTAL:</b>	<b>169</b>	<b>Age 50s:</b>	<b>14</b>	<b>Average Age:</b>	<b>75</b>
		<b>Age 60s:</b>	<b>30</b>		
		<b>Age 70s:</b>	<b>43</b>		
		<b>Age 80s:</b>	<b>43</b>		
		<b>Age 90s:</b>	<b>29</b>		
		<b>Age 100s:</b>	<b>1</b>		



\*7 Unvaccinated decedents had significant pre-existing conditions. 7 Unvaccinated decedents had no significant pre-existing conditions. 1 Partially vaccinated decedent had no significant pre-existing conditions. 4 Vaccinated decedents had significant pre-existing conditions. 4 Vaccinated decedents had no significant pre-existing conditions but were fully vaccinated >5 months ago and were not boosted. 1 Vaccinated decedent had no significant pre-existing conditions but was fully vaccinated and boosted, with a second booster <5 months ago.

Source: Jefferson County Public Health Service; Jefferson County Medical Examiner.

# Jefferson County, NY COVID-19 Monthly Index

## September 2022

### Vaccinations in Jefferson County, NY\*

People Vaccinated through <u>9/30/2022</u> -	At Least One Dose	Fully Vaccinated
Total	98,140	83,089
% of Total Population	89.4%	75.6%
Population $\geq$ 5 Years of Age	97,890	83,001
% of Population $\geq$ 5 Years of Age	95.0%	82.0%
People First Booster Vaccinated through <u>9/30/2022</u>		42,044
% of Fully Vaccinated Population with a First Booster Dose		50.6%

Source: U.S. Centers for Disease Control.

\*Children age 6 months – 5 years became approved to receive vaccine 6/18/2022. Data is pending from the CDC.

### Testing Data:

Total Reported Positive through 9/30/2022: 30,030

Source: Jefferson County Public Health Service.

Positive Case Rate per 100,000 population – 203.03

Source: U.S. Centers for Disease Control.

### Jefferson County, NY COVID-19 Community Level: **HIGH**

Source: U.S. Centers for Disease Control.

COVID-19 Community Level is a new rating based on new COVID-19 cases per 100,000 population (7-day total), new COVID-19 hospital admissions per 100,000 population (7-day total), and percent of hospital inpatient beds occupied by COVID-19 patients (7-day average).

### Wastewater Results:

SARS-CoV-2 City of Watertown, Wastewater Testing Result, as of 9/29/2022: **HIGH**

SARS-CoV-2 Village of Carthage/West Carthage, Wastewater Testing Result, as of 9/29/2022: **HIGH**

SARS-CoV-2 Thousand Islands Central School District, Wastewater Testing Result, as of 9/29/2022: **HIGH**

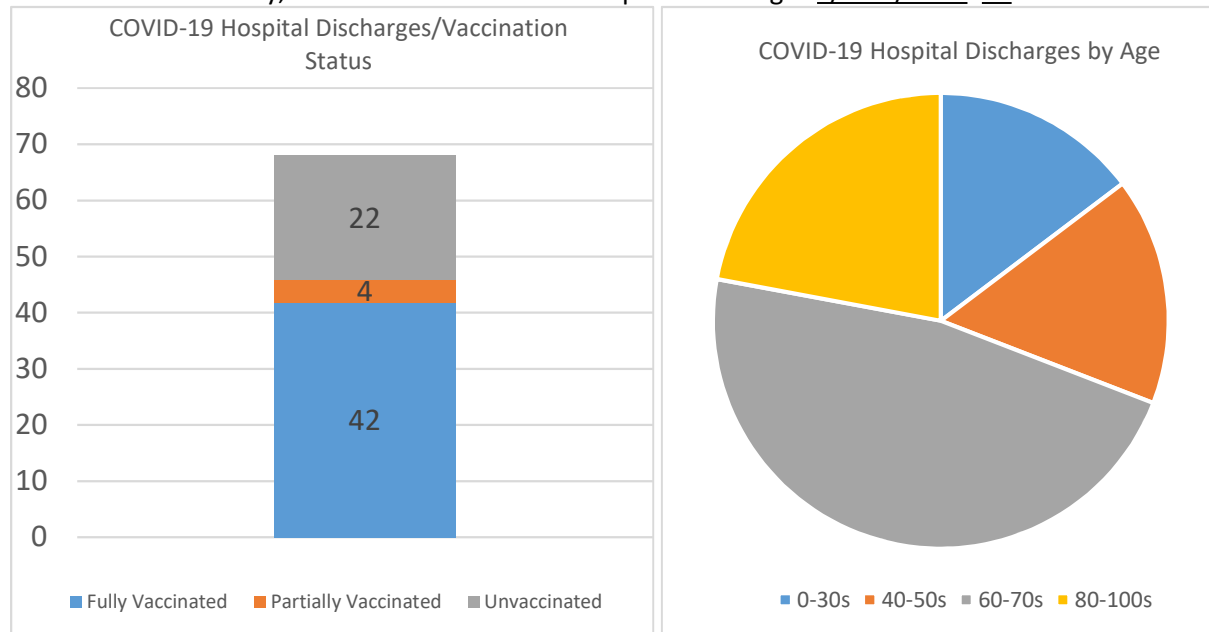
**HIGH** = COVID-19 quantifiable indicating active transmission with remediation needed immediately.

**LOW** = COVID-19 detected but not quantifiable indicating early/latent infection or a potential outbreak depending on the size of the sewer shed.

Source: Quadrant Viral Testing, LLC.

### Hospital Discharges, September 2022:

Total Jefferson County, NY Residents COVID-19 Hospital Discharges 9/1-30/2022: **68**



Source: Jefferson County Public Health Service; hospital facilities.

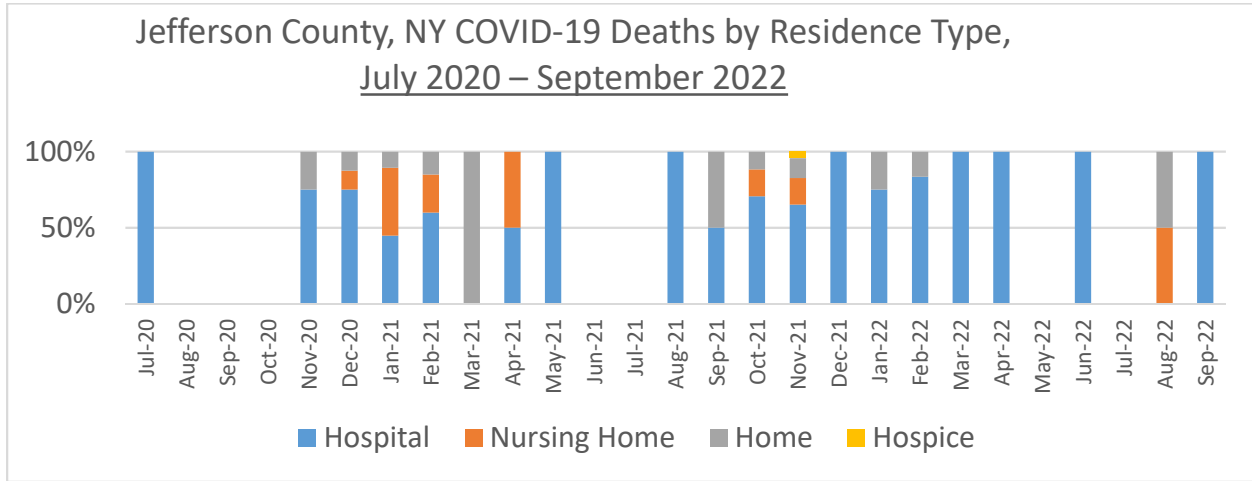
# Jefferson County, NY COVID-19 Monthly Index

## September 2022

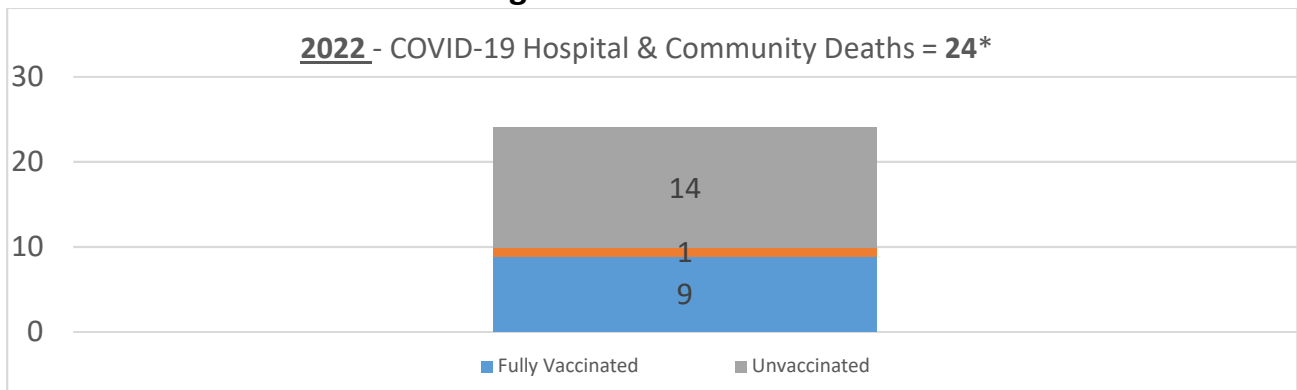
### Deaths:

Total Jefferson County, NY Residents COVID-19 Deaths as of 9/30/2022: **169**

July 2020 – 1; August 2020 – 0; September 2020 – 0; October 2020 – 0; November 2020 – 4;  
 December 2020 – 8; January 2021 – 48; February 2021 – 20; March 2021 – 1; April 2021 – 2;  
 May 2021 – 3; June 2021 – 0; July 2021 – 0; August 2021 – 2; September 2021 – 2; October 2021 – 18;  
 November 2021 – 24; December 2021 – 12; January 2022 – 8; February 2022 – 6; March 2022 – 4;  
 April 2022 – 2; May 2022 – 0; June 2022 – 1; July 2022 – 0; August 2022 – 2; **September 2022 - 1.**



<b>Total Male:</b>	<b>89</b>	<b>Age 30s:</b>	<b>6</b>	<b>Youngest:</b>	<b>30</b>
<b>Total Female:</b>	<b>80</b>	<b>Age 40s:</b>	<b>3</b>	<b>Oldest:</b>	<b>104</b>
<b>TOTAL:</b>	<b>169</b>	<b>Age 50s:</b>	<b>14</b>	<b>Average Age:</b>	<b>75</b>
		<b>Age 60s:</b>	<b>30</b>		
		<b>Age 70s:</b>	<b>43</b>		
		<b>Age 80s:</b>	<b>43</b>		
		<b>Age 90s:</b>	<b>29</b>		
		<b>Age 100s:</b>	<b>1</b>		



\*7 Unvaccinated decedents had significant pre-existing conditions. 7 Unvaccinated decedents had no significant pre-existing conditions. 1 Partially vaccinated decedent had no significant pre-existing conditions. 4 Vaccinated decedents had significant pre-existing conditions. 4 Vaccinated decedents had no significant pre-existing conditions but were fully vaccinated >5 months ago and were not boosted. 1 Vaccinated decedent had no significant pre-existing conditions but was fully vaccinated and boosted, with a second booster <5 months ago.

Source: Jefferson County Public Health Service; Jefferson County Medical Examiner.